



Corporate Presentation
ABTECT Phase 3 Maintenance Topline Results Webcast
(including Appendix)

June 1, 2026

ABIVAX

Agenda

01 Welcome

Pat Malloy

Senior Vice President, Investor Relations

02 Opening Remarks

Marc de Garidel

Chief Executive Officer

03 ABTECT Maintenance Phase 3 Program Overview & Efficacy Results

Fabio Cataldi, M.D.

Chief Medical Officer

04 Topline ABTECT Phase 3 Maintenance Results – Safety

Chris Rabbat, PhD

Head of Global Medical Affairs

05 Summary & Next Steps

Marc de Garidel

Chief Executive Officer

06 Q&A

Abivax Leadership &

David Rubin, M.D.



David T. Rubin, MD

- Joseph B Kirsner Professor In Medicine
- Chief, Section of Gastroenterology, Hepatology and Nutrition
- Director, Inflammatory Bowel Disease Center
- Chair, International Organization for the Study of Inflammatory Bowel Disease

David T. Rubin, MD, is a renowned gastroenterologist whose work is focused on new clinical trial designs, novel measures and metrics for evaluating inflammation, prevention methods for poor outcomes and quality of life in IBD patients. He has published over 500 articles on managing IBD, including the 2025 American College of Gastroenterology (ACG) guidelines for ulcerative colitis.

Forward Looking Statements

This presentation contains information pertaining to Abivax SA (“Abivax,” the “Company,” “we,” “our” or “us”).

Certain statements included in this presentation that are not historical facts are forward-looking statements for purposes of the safe harbor provisions under the United States Private Securities Litigation Reform Act of 1995. In some cases, you can identify forward-looking statements by the words “anticipate,” “believe,” “continue,” “could,” “estimate,” “expect,” “future,” “goals,” “intend,” “likely,” “may,” “might,” “ongoing,” “objective,” “plan,” “potential,” “predict,” “project,” “seek,” “should,” “strategy,” “will” and “would” or the negative of these terms, or other comparable terminology intended to identify statements about the future. These statements are based on the Company’s current strategy, plans, objectives, assumptions, estimates and projections. These forward-looking statements include statements concerning or implying the therapeutic potential of obefazimod, the timing of regulatory filings including NDA submission for obefazimod in UC, and other statements that are not historical fact. Current results are not necessarily indicative of future results, including any clinical progress updates Abivax may provide from time to time. Readers are cautioned not to place undue reliance on these forward-looking statements.

Forward-looking statements are subject to inherent risks, contingencies and uncertainties beyond the Company’s control that could cause the Company’s actual results, performance or achievements to be materially different from the expected results, performance or achievements expressed or implied by such forward-looking statements. A description of the main risks, contingencies and uncertainties applicable to the Company can be found in the documents filed by the Company with the Autorité des marchés financiers (“AMF”) pursuant to its legal obligations, including the 2024 Universal Registration Document, as amended, available on the AMF website (www.amf-france.org/fr) and the Company’s Annual Report on Form 20-F filed with the U.S. Securities and Exchange Commission (the “SEC”) on March 24, 2025 under the caption “Risk Factors” as well as other filings the Company makes with the SEC from time to time, available on the SEC’s website (www.sec.gov), as well as in the documents that may be published in the future by the Company. These documents are also available on Abivax’s website (www.abivax.com).

If any of these risks materialize or Abivax’s assumptions prove incorrect, actual results could differ materially from the results implied by these forward-looking statements. There may be additional risks that are presently unknown by the Company or that it currently believes are not material that could also cause actual results to differ from those contained in the forward-looking statements. In addition, forward-looking statements reflect Abivax’s expectations, plans, or forecasts of future events and views as of the date of this presentation and are qualified in their entirety by reference to the cautionary statements herein. Abivax anticipates that subsequent events and developments will cause the Company’s assessments to change. These forward-looking statements should not be relied upon as representing Abivax’s assessments as of any date subsequent to the date of this presentation. Accordingly, undue reliance should not be placed upon the forward-looking statements. Neither Abivax nor any of its affiliates undertakes any obligation to update these forward-looking statements, except as required by law. Furthermore, forward-looking statements, forecasts and estimates are made only as of the date of this presentation. The Company disclaims any obligation to update any forward-looking statements, forecasts or estimates to reflect any subsequent changes that the Company becomes aware of, except as required by law.

This presentation also contains estimates and other statistical data made by independent third parties and by us relating to market size and other data about our industry. This data involves a number of assumptions and limitations, and you are cautioned not to give undue weight to such data and estimates. In addition, projections, assumptions and estimates of our future performance and the future performance of the markets in which we operate are necessarily subject to a high degree of uncertainty and risk. Neither we nor our affiliates, advisors or representatives makes any representation as to the accuracy or completeness of that data or undertake to update such data after the date of this presentation.

Ongoing and future clinical development, including our Phase 3 clinical programs, trial design and initiation, is subject to assessment of clinical data of obefazimod by European Medicines Agency (“EMA”), U.S. Food and Drug Administration (“FDA”) and other regulatory authorities. These authorities could request important modifications to the design of the ongoing and future clinical trials and/or request that additional studies or trials be conducted prior to their initiation. The FDA, EMA or other regulatory authorities may take decisions that would result in a delay or a clinical hold of Abivax’s clinical programs (including in particular its Phase 3 clinical trials for obefazimod in moderately to severely active ulcerative colitis).

Certain data in this presentation are based on cross-study comparisons and are not based on any head-to-head clinical trials. Cross-study comparisons are inherently limited and may suggest misleading similarities or differences. Actual results may differ from these comparisons.

This presentation contains trademarks, service marks, trade names, and copyrights of Abivax and other companies, which are the property of their respective owners. The use or display of third parties’ trademarks, service marks, trade name or products in this presentation is not intended to, and does not, imply a relationship with Abivax or an endorsement or sponsorship by or of Abivax. Solely for convenience, the trademarks, service marks and trade names referred to in this presentation may appear with the TM or SM symbols, but such references are not intended to indicate, in any way, that Abivax will not assert, to the fullest extent permitted under applicable law, their rights or the right of the applicable licensor to these trademarks, service marks and trade names.

Agenda

01 Welcome

Pat Malloy

Senior Vice President, Investor Relations

02 Opening Remarks

Marc de Garidel

Chief Executive Officer

03 ABTECT Maintenance Phase 3 Program Overview & Efficacy Results

Fabio Cataldi, M.D.

Chief Medical Officer

04 Topline ABTECT Phase 3 Maintenance Results – Safety

Chris Rabbat, PhD

Head of Global Medical Affairs

05 Summary & Next Steps

Marc de Garidel

Chief Executive Officer

06 Q&A

Abivax Leadership &

David Rubin, M.D.

Establishing a New Standard of Care for the Treatment of Ulcerative Colitis

Obefazimod 25 mg and 50 mg delivered transformational results in Phase 3 maintenance trial



Transformational Efficacy Results

Both 25 mg and 50 mg doses met the primary endpoint, achieving >50% clinical remission at Week 44, and placebo-adjusted remission rates of Δ 39.3% and Δ 40.3% respectively ($p < 0.0001$)



Consistent Clinical Benefit Across Both Doses

25 mg and 50 mg obefazimod both met all key secondary endpoints, demonstrating robust and clinically meaningful efficacy results across multiple measures of disease control



Favorable Safety Results

Obefazimod demonstrated a favorable safety profile over the 44-week maintenance trial, with no new safety signals



Strong Clinical Trial Execution

ABTECT maintenance randomized 580 obefazimod induction responders, achieving a 10% placebo remission rate, the lowest reported in a Phase 3 UC maintenance re-randomization trial

Agenda

01 Welcome

Pat Malloy

Senior Vice President, Investor Relations

02 Opening Remarks

Marc de Garidel

Chief Executive Officer

03 ABTECT Maintenance Phase 3 Program Overview & Efficacy Results

Fabio Cataldi, M.D.

Chief Medical Officer

04 Topline ABTECT Phase 3 Maintenance Results – Safety

Chris Rabbat, PhD

Head of Global Medical Affairs

05 Summary & Next Steps

Marc de Garidel

Chief Executive Officer

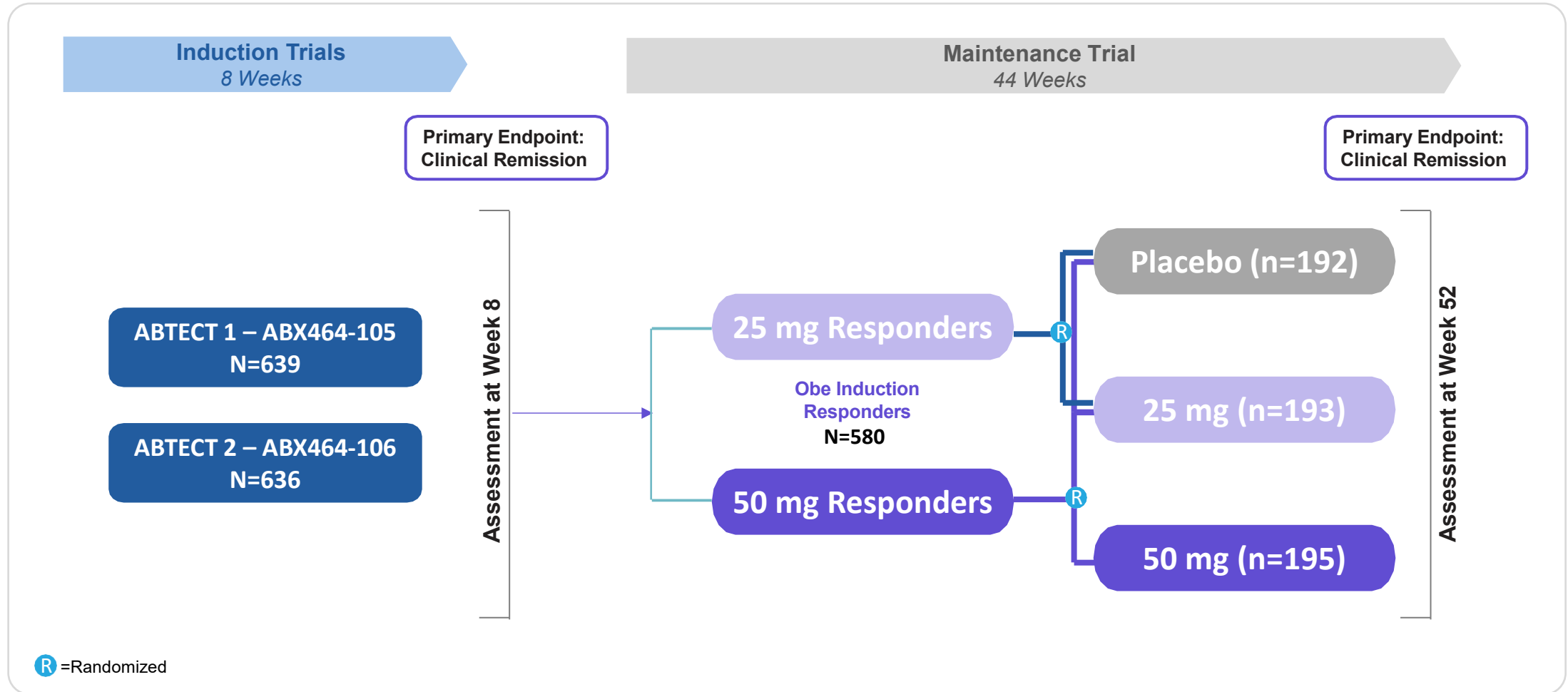
06 Q&A

Abivax Leadership &

David Rubin, M.D.

ABTECT Phase 3 Responder Re-Randomized Maintenance Trial Design

ABTECT Clinical Trial Design

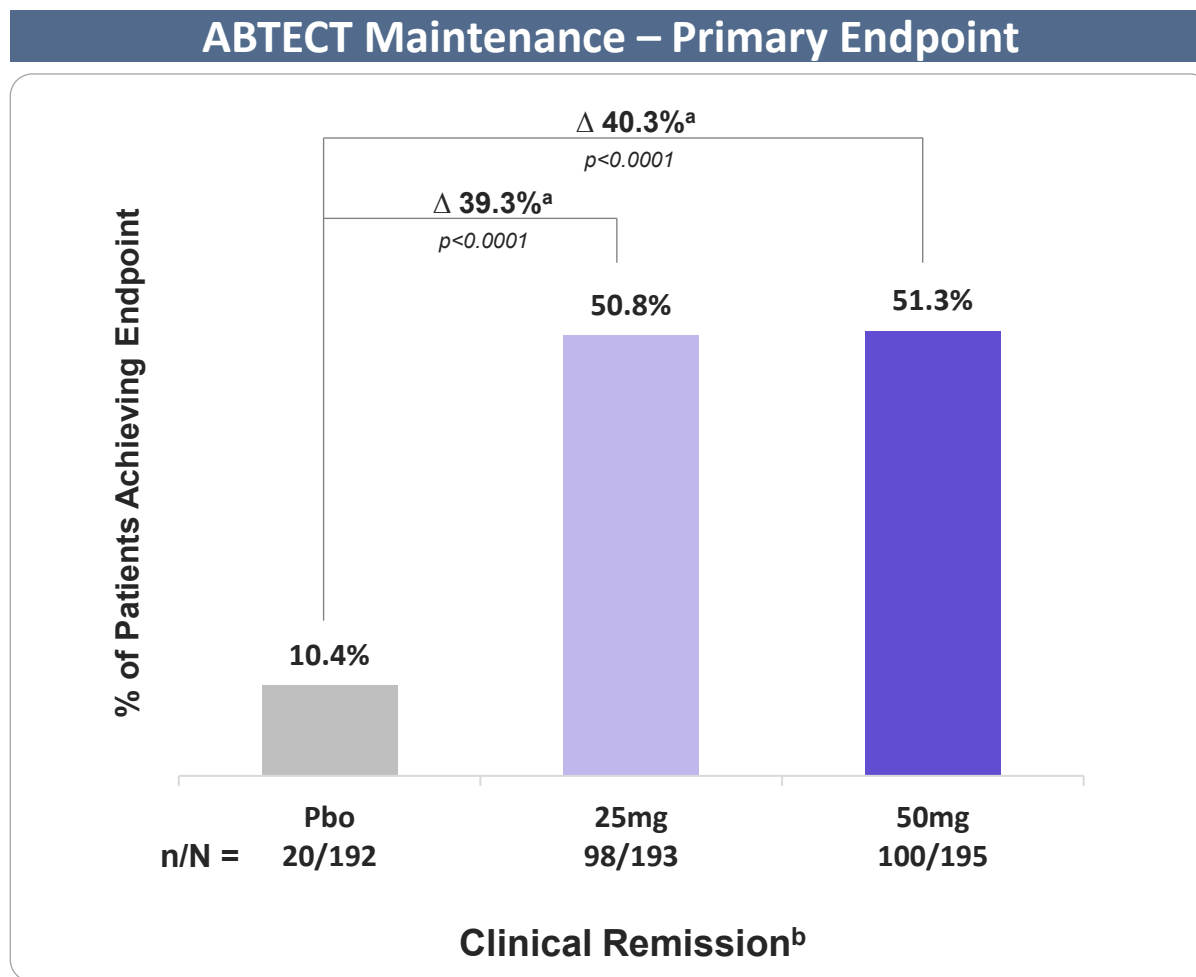


ABTECT Maintenance Phase 3 Baseline Characteristics and Completion Rate

	Placebo	Obe 25 mg	Obe 50 mg
Study Participants	192	193	195
Age (Years), Mean (SD)	41.3 (13.4)	43.0 (13.7)	42.3 (14.4)
Baseline Induction MMS, Mean (SD)	6.9 (1.1)	6.7 (1.1)	6.9 (1.2)
Duration of Disease (Years), Mean (SD)	8.1 (7.6)	8.1 (7.4)	7.8 (6.9)
Baseline Induction Fecal Calprotectin (µg/g), Median	1202	1585	1568
Corticosteroid Use at Maintenance Baseline (%)	35.9%	41.5%	40.5%
Prior Advanced Therapy Failure (%)	37.5%	39.4%	46.2%
44-Week Completion Rate	66 (34.3%)	152 (78.8%)	160 (82.1%)

50 mg cohort had a higher percentage of patients with prior advanced therapy failure relative to patients on 25 mg and placebo

Obefazimod 25 mg & 50 mg delivered statistically significant, clinically meaningful efficacy results, with placebo-adjusted remission of $\Delta 39.3\%$ and $\Delta 40.3\%$, respectively

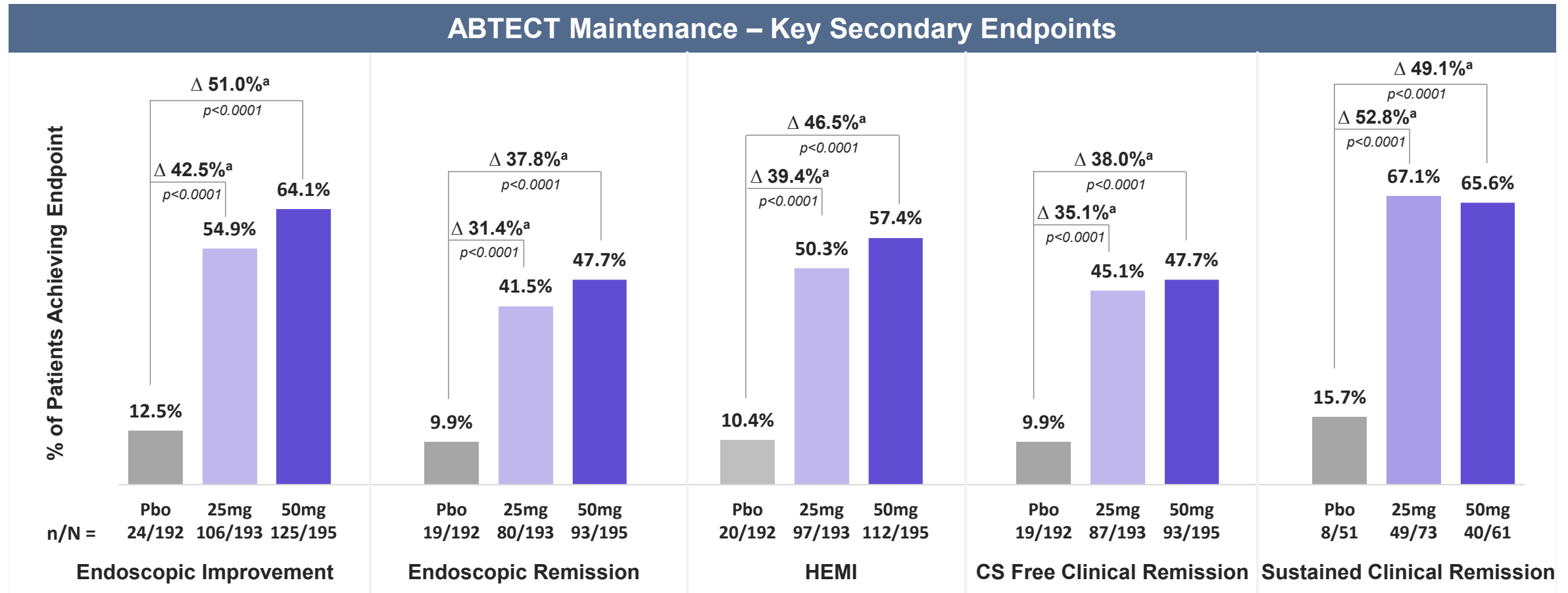


Data on File ABX464-107

[a] % Difference is for ABX464 minus placebo and is based on estimated common risk difference using the Mantel-Haenszel weights adjusting for the randomization stratification factors: clinical remission at maintenance baseline (yes/no), induction treatment (25 mg/50 mg), and maintenance baseline oral corticosteroids usage (yes/no)

[b] Clinical remission is defined as SFS = 0 or 1, and RBS = 0 and MES = 0 or 1 (MES of 1 modified to exclude friability)

Obefazimod achieved statistical significance on all key secondary endpoints



Data on File ABX464-107

[a] % Difference is for ABX464 minus placebo and is based on estimated common risk difference using the Mantel-Haenszel weights adjusting for the randomization stratification factors: clinical remission at maintenance baseline (yes/no), induction treatment (25 mg/50 mg), and maintenance baseline oral corticosteroids usage (yes/no)

Endoscopic improvement is defined as MES = 0 or 1 (MES of 1 modified to exclude friability); Endoscopic remission is defined as MES = 0;

HEMI is defined as MES = 0 or 1 and Geboes Index score ≤ 3.1 ; CS-free clinical remission is defined as clinical remission (SFS = 0 or 1 and RBS = 0 and MES = 0 or 1 (MES of 1 modified to exclude friability)) at Week 44 and corticosteroid free for at least 12 weeks immediately prior to Week 44; Sustained clinical remission is defined as clinical remission at Week 44 in the sub-population of subjects in clinical remission at Week 8 of the induction trial; HEMI = Histologic Endoscopic Mucosal Improvement; CS Free = corticosteroid free



Agenda

01 Welcome

Pat Malloy

Senior Vice President, Investor Relations

02 Opening Remarks

Marc de Garidel

Chief Executive Officer

03 ABTECT Maintenance Phase 3 Program Overview & Efficacy Results

Fabio Cataldi, M.D.

Chief Medical Officer

04 Topline ABTECT Phase 3 Maintenance Results – Safety

Chris Rabbat, PhD

Head of Global Medical Affairs

05 Summary & Next Steps

Marc de Garidel

Chief Executive Officer

06 Q&A

Abivax Leadership &

David Rubin, M.D.

Safety Results Summary – ABTECT Maintenance

Summary Safety Events, n (%)	ABTECT Maintenance		
	Placebo (N=192)	Obe 25 mg (N=193)	Obe 50 mg (N=195)
Any TEAE	96 (50.0%)	112 (58.0%)	140 (71.8%)
TEAE leading to study drug discontinuation	13 (6.8%)	5 (2.6%)	9 (4.6%)
Serious TEAE	8 (4.2%)	5 (2.6%)	11 (5.6%)
Death	0	0	0
Pregnancy	0	0	2 (1.1%)
Serious/severe (grade ≥3) infections and opportunistic infections ¹	2 (1.0%)	2 (1.0%)	1 (0.5%)
Malignancies other than Non-melanoma Skin Cancer (non-NMSC) ²			
Breast cancer	0	0	1 (0.5%)
Prostate cancer	0	0	1 (0.5%)
Non-melanoma Skin Cancer (NMSC)			
Basal cell carcinoma	1 (0.5%)	0	2 (1.1%)
Squamous cell carcinoma	0	1 (0.5%)	2 (1.1%)
Acute Pancreatitis	0	0	0
Cardiac abnormalities suggestive of cardiac fibrosis	0	0	0

1. Serious/Severe Infections and Opportunistic Infections: Placebo = Anal abscess, bronchitis & gastroenteritis, 25 mg = 1 Lymph node tuberculosis, 1 tonsillitis, 50 mg = 1 Appendicitis, focal peritonitis; TEAE = Treatment-Emergent Adverse Event. 2. One case of colonic dysplasia was reported in the obefazimod 50mg arm.

Headache incidence during maintenance was similar across treatment groups

Time to onset in maintenance not associated with drug exposure

	ABTECT Maintenance		
	Placebo (N=192)	Obe 25 mg (N=193)	Obe 50 mg (N=195)
Headache, n (%) [incidence rate per 100 PY]	8 (4.2%) [8.7]	12 (6.2%) [8.9]	16 (8.2%) [11.3]
Headache leading to study discontinuation (per subject), n (%)	1 (0.5%)	0	0
Time to onset of first TE headache per subject (days), median	109.0	100.5	66.5
Duration of headache for all TE headaches (days), median	10.5	1.0	1.0

Headache did not lead to study discontinuation in either obefazimod group

Agenda

01 Welcome

Pat Malloy

Senior Vice President, Investor Relations

02 Opening Remarks

Marc de Garidel

Chief Executive Officer

03 ABTECT Maintenance Phase 3 Program Overview & Efficacy Results

Fabio Cataldi, M.D.

Chief Medical Officer

04 Topline ABTECT Phase 3 Maintenance Results – Safety

Chris Rabbat, PhD

Head of Global Medical Affairs

05 Summary & Next Steps

Marc de Garidel

Chief Executive Officer

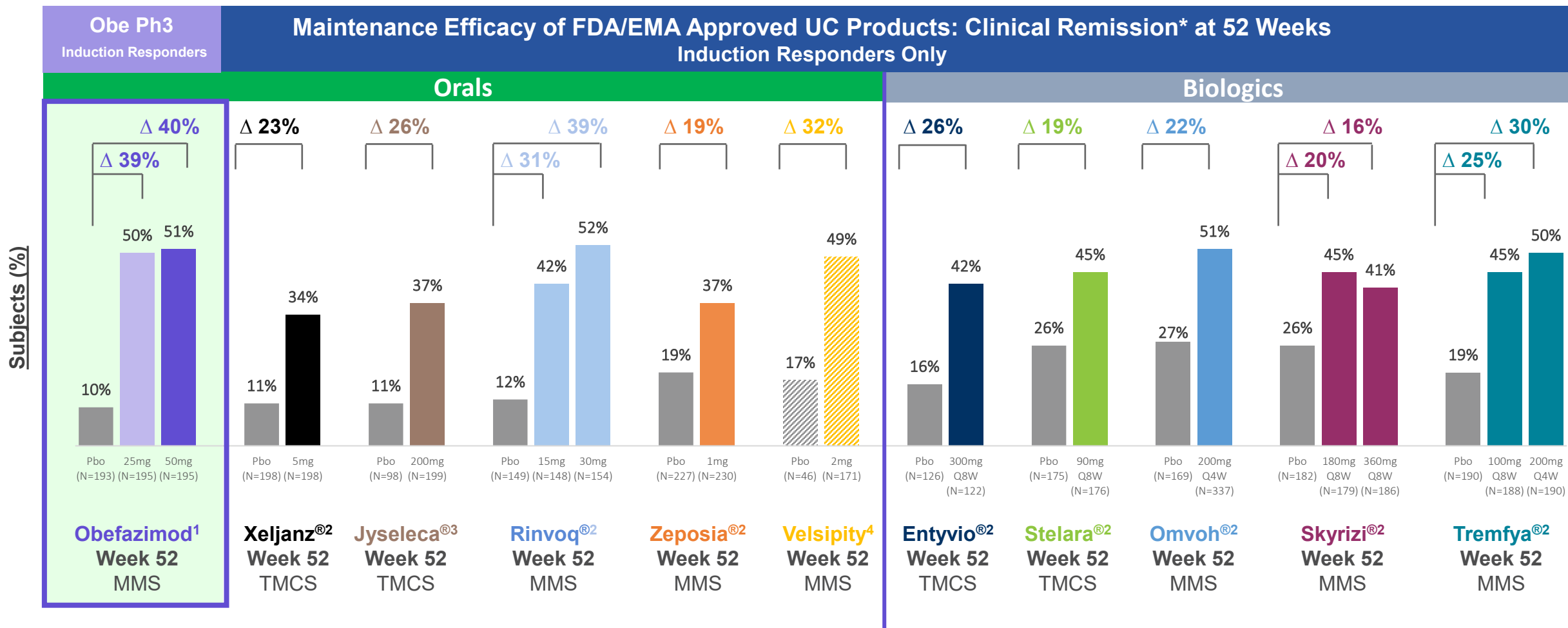
06 Q&A

Abivax Leadership &

David Rubin, M.D.

Clinical Remission Maintenance Data

Obefazimod 50 mg and 25 mg delivered the highest placebo-adjusted clinical remission reported to date

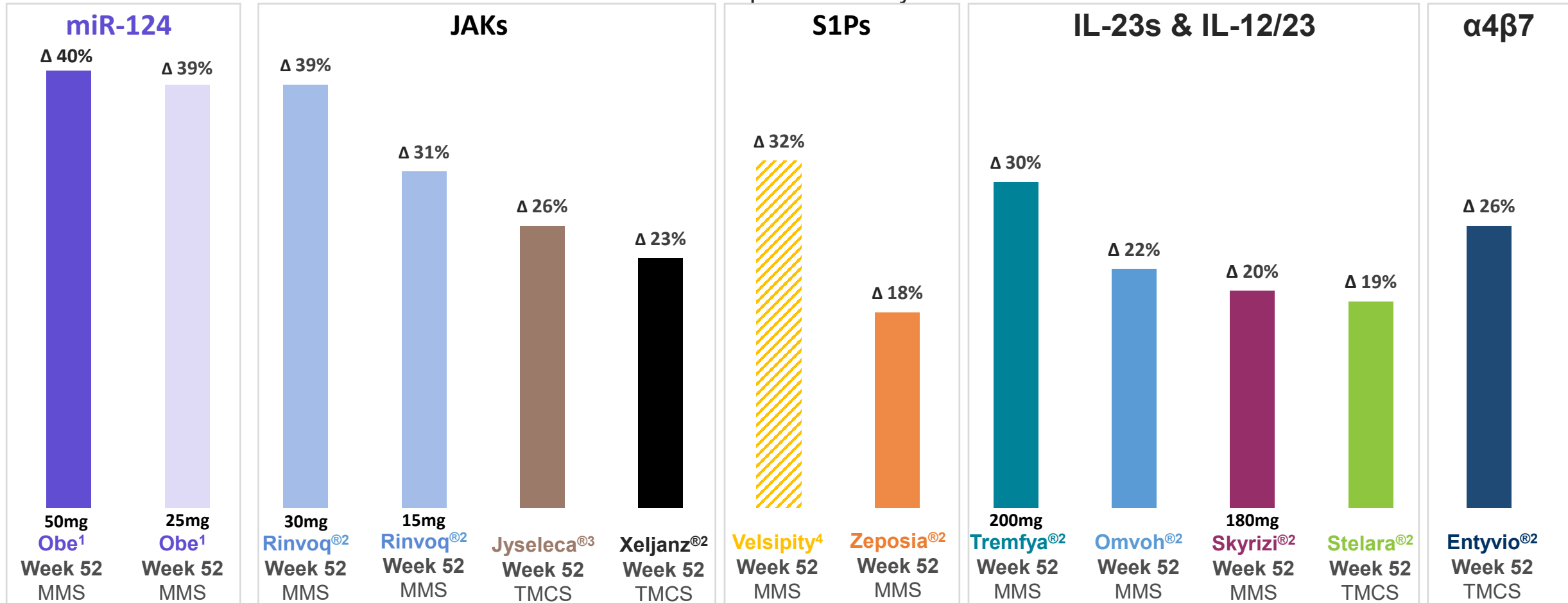


For illustrative purposes only. Not a head-to-head comparison. Differences exist between trial designs and subject characteristics, and caution should be exercised when comparing data across trials.

Both 25 mg and 50 mg doses achieved best-in-disease placebo-adjusted clinical remission in maintenance

Placebo-Adjusted Clinical Remission* Maintenance Rates

Induction Responders Only



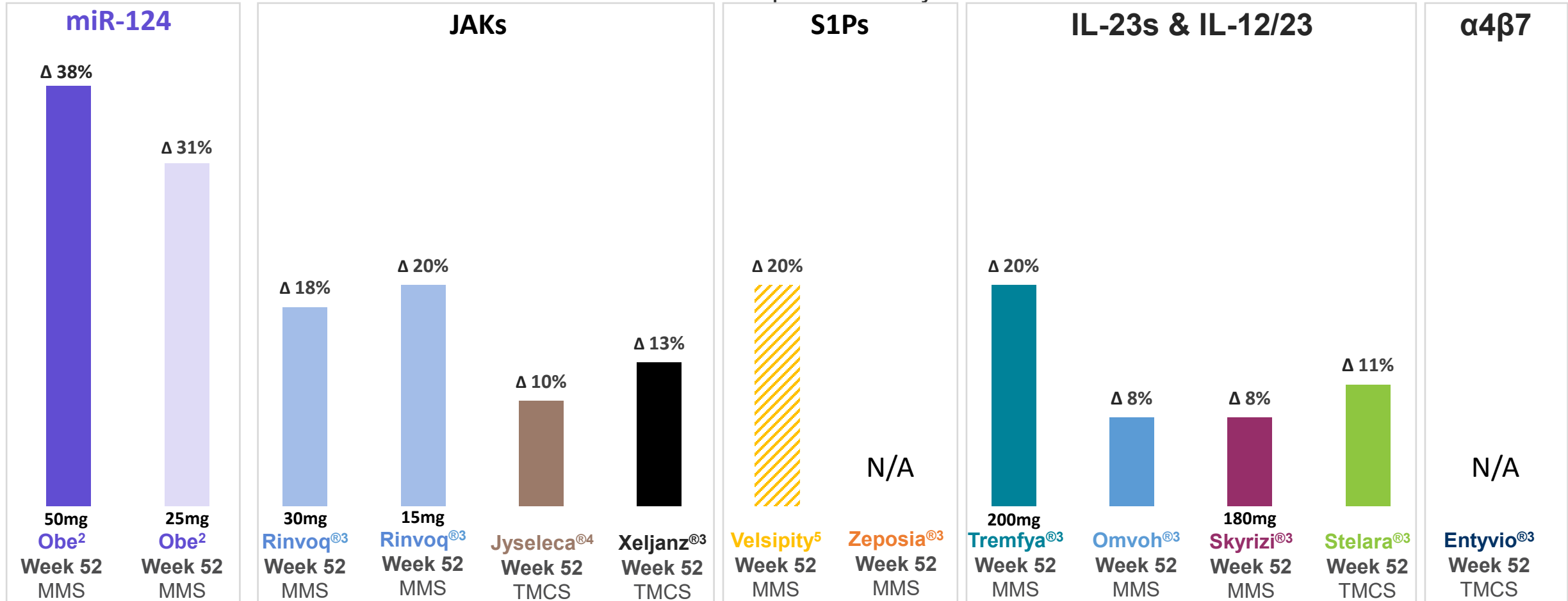
For illustrative purposes only. Not a head-to-head comparison. Differences exist between trial designs and subject characteristics, and caution should be exercised when comparing data across trials.

Obefazimod delivered potential best-in-disease endoscopic remission

Endoscopic remission is associated with a lower risk of clinical relapse¹

Placebo-Adjusted Endoscopic Remission* Maintenance Rates

Induction Responders Only



For illustrative purposes only. Not a head-to-head comparison. Differences exist between trial designs and subject characteristics, and caution should be exercised when comparing data across trials.

1. Yoon H, Jangi S, Dulai PS, et al. *Gastroenterology*. 2020;159:1262–1275. 2 Data on File ABX464-107 3. FDA package inserts 4. EMA Product Summary Characteristics. 5. Endoscopic remission among week 12 clinical responders; Vermeire et al., ECCO 2023 Poster #582; Velsipity Phase 3 was a treat-through design. Obefazimod and all other products used re-randomization Phase 3 design. *All endoscopic remission numbers are rounded to the nearest whole number as reported in FDA prescribing information in package inserts

ABTECT Topline Maintenance Results Summary

Today's Phase 3 results reinforce the transformational potential of odefazimod in ulcerative colitis



Strong Clinical Trial Execution

- **580 induction responders re-randomized** 1:1:1 across placebo, 25mg odefazimod and 50mg odefazimod in the Phase 3 ABTECT Maintenance trial
- **Historically low placebo remission rate of 10%**, the lowest reported placebo rate across all Phase 3 UC maintenance re-randomization trials



Differentiated Clinical Results

- Both **25 mg and 50 mg doses met the primary endpoint**, achieving >50% clinical remission at Week 44 and placebo-adjusted remission rates of **$\Delta 39.3\%$ and $\Delta 40.3\%$** , respectively ($p < 0.0001$), with **favorable safety results** with no new signals observed across 44 weeks
- Recently reported Phase 2a/2b open-label extension data (Study 108) demonstrated durable clinical remission and a favorable safety profile with **up to seven years of exposure**



Looking Ahead

- **NDA submission** in UC targeted **for late Q4 2026**
- These results, plus **additional subgroup analyses**, will be submitted for presentation at **upcoming medical congresses**



Appendix

UC is associated with increased risk for non-melanoma skin cancers and malignancies

Cancer Type	General Population	IBD / UC Population
Non-Melanoma Skin Cancers (NMSCs)	Common age-related skin cancer in men and women	<ul style="list-style-type: none"> Ulcerative Colitis associated with increased relative risk for NMSCs (Basal Cell Carcinoma and Squamous Cell Carcinoma), with advanced age and thiopurines contributing to risk American Gastroenterology and Hepatology (AGA) guidelines recommend annual skin cancer screenings for IBD patients
Prostate Cancer	Common age-related malignancy in men	<ul style="list-style-type: none"> Multiple studies and meta-analyses suggest modestly increased risk of prostate cancer in patients with IBD, particularly UC. In one study, men with IBD were nearly 5x more likely to be diagnosed with prostate cancer than those without IBD
Breast Cancer	Common age-related malignancy in women	<ul style="list-style-type: none"> Large-scale study reported a breast cancer prevalence of 2.3% in individuals with UC, compared with 1.1% in individuals without IBD However, other studies have found no significant difference in breast cancer rates between patients with UC and the general population

Published epidemiology data supports increased rates of NMSC in IBD populations, with emerging evidence suggesting elevated risks of breast cancer and prostate cancer

Sources: Long M et al *Gastroenterology* 2012: Risk of melanoma and nonmelanoma skin cancer among patients with inflammatory bowel disease; Annese V et al. *Cancers* 2025: Breast and prostate cancer incidence generally not substantially different from the general population, although elevated prostate cancer risk has been reported in some cohorts; Carli E et al. *Medicina* 2020 meta-analysis: IBD associated with increased prostate cancer risk (RR 1.71; 95% CI 1.16–2.51); UC RR 1.22.; Kaneko M et al. *J Clin Med* 2024: Supports accumulating evidence linking UC and elevated prostate cancer risk; Mansoor E, Abou-Saleh M, Sarmini M *Gastroenterology*, 158, S39-S40 P126 Epidemiology and risk factors of breast cancer in inflammatory bowel disease in the united states between 2014 and 2019: a population-based study

Non-Melanoma Skin Cancers

ABTECT Maintenance Trial

	Preferred Term	Age	Obefazimod Treatment Duration	Months of Obe Exposure	Location	Prior UC Treatment	Investigator Assessment*	Medical History of Skin Cancer	Medical History
50 mg	Basal Cell Carcinoma	70+	Induction: 50mg (8 wks) Maint-Part 1: 50mg (18.0 wks) Maint-Part 2: N/A	6.1 months	Australia	Hydrocortisone, prednisone	Unlikely Related	Yes	Basal cell carcinoma
	Basal Cell Carcinoma	45+	Induction: 50mg (8 wks) Maint-Part 1: 50mg (15.6 wks) Maint-Part 2: N/A	5.5 months	Eastern Europe	Methylprednisolone, budesonide, sulfasalazine, mesalamine	Not Related	No	Reportedly no family history of melanoma or other skin cancers.
	Squamous Cell Carcinoma	70+	Induction: 50mg (8 wks) Maint-Part 1: 50mg (7.0 wks) Maint-Part 2: N/A	3.5 months	Southern US	Prednisone, tofacitinib citrate, infliximab, adalimumab, vedolizumab, mesalamine	Possibly Related	Yes	Single squamous cell carcinoma
	Squamous Cell Carcinoma	60+	Induction: 50mg (8 wks) Maint-Part 1: 50mg (4.0 wks) Maint-Part 2: N/A	2.8 months	Western Europe	Prednisolone, mesalamine, budesonide	Possibly Related	No	Confounders per investigator: sun exposure, age, smoking, and others
25 mg	Squamous Cell Carcinoma	60+	Induction: 25mg (8 wks) Maint-Part 1: 25mg (29.0 wks) Maint-Part 2: N/A	8.7 months	Southern US	Mesalazine, azathioprine, prednisone methylprednisolone deucravacitinib (investigational)	Not Related	Yes	Melanoma
Placebo	Basal Cell Carcinoma	70+	Induction: 50mg (8 wks) Maint-Part 1: PBO (18.6wks) Maint-Part 2: N/A	1.9 months	Eastern Europe	Vedolizumab, infliximab, corticosteroids	Not Related	No	Reportedly no past medical history of basal cell carcinoma or pre-cancerous skin lesions. Pre-existing skin lesion at the site of the carcinoma.

5/6 NMSC cases had one or more established risk factors, including advanced age (5/6 ≥60 years), prior skin cancer history (3/6), and prior exposure to therapies associated with increased NMSC risk (5/6); 5/6 cases occurred within the first ~6 months of obefazimod exposure

Malignancies Other Than Non-Melanoma Skin Cancers

ABTECT Maintenance Trial

	Preferred Term	Age	Obefazimod Treatment Duration	Months of Obe Exposure	Location	Prior UC Treatment	Investigator Assessment*	Medical History of Cancer	Medical History
50 mg	Prostate Cancer	50+	Induction: 50mg (8.9 wks) Maint-Part 1: 50mg (28.0 wks) Maint-Part 2: N/A	8.5 months	Western Europe	Mesalazine, budesonide, beclomethasone dipropionate, dexamethasone, beclomethasone, Adalimumab, vedolizumab, infliximab, upadacitinib, ustekinumab	Unlikely Related	No	Relevant history included monoclonal gammopathy of undetermined significance (MGUS), vitamin D deficiency, and sideropenic anemia Elevated PSA was identified, leading to diagnosis of Grade 2 (Gleason 7) intermediate-risk prostate adenocarcinoma
	Breast Cancer	65+	Induction: 50mg (8.0 wks) Maint-Part 1: 50mg (21.4 wks) Maint-Part 2: N/A	6.8 months	Eastern Europe	Methylprednisolone	Unlikely Related	No	No reported family history of breast cancer or other identified breast cancer risk factors Breast cancer was detected on routine screening mammography and confirmed by core needle biopsy as a moderately differentiated Grade 2 invasive non-specific NST (ductal) carcinoma

Both malignancies occurred in patients with demographic and clinical characteristics consistent with background cancer risk, with no shared pattern suggestive of a treatment-related signal